

ICON Refrigerated Shipper




Central Laboratories

Note: This shipper contains packs that must be frozen and refrigerated for at least 24 hours prior to packing and shipping specimens.



Select and Prepare Refrigerated Shipper.



Remove Foam Lid.




≥24 hrs. remove 6 center packs & freeze.



≥24 hrs. remove 4 side packs & refrigerate.



Select empty Refrigerated Shipper.



Place 2 refrigerated packs on 1 side.




Place 2 refrigerated packs on other side.



View of refrigerated packs in shipper.



Place 1 frozen pack in center bottom.

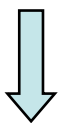


Place a frozen pack on each center side.



View of all 6 frozen packs placed.

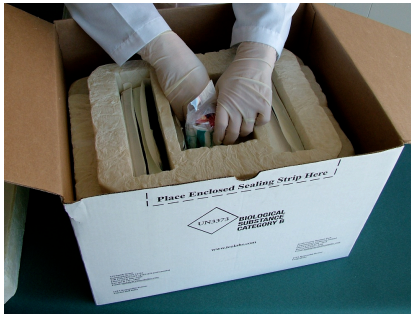
Continued on next page



ICON Refrigerated Shipper (Continued)



Central Laboratories




Place up to 3 95kPa bags in center.




95kPa bags should be placed side by side.




Place 6th frozen pack on top.




Secure compartment lid.




Fold side flaps on shipper.



Secure shipper lid.



Place adhesive strip on shipper .



Place completed airbill on shipper.