


ICON Frozen Shipper – Tubes Only



Central Laboratories



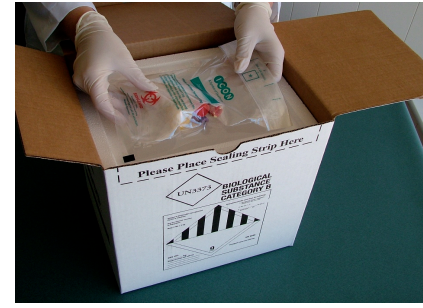
Select Frozen Shipper



Remove foam lid.




Place 2.5 lbs (1.14 kg) of dry ice in bottom. Place up to 3 95kPa bags on dry ice.




Place 4.0 lbs (1.82 kg) of dry ice on top.




Secure foam lid.




Place yellow copies of reqs. on top.



Fold side flaps of shipper




Secure shipper lid.



Place adhesive strip on shipper.



Place completed airbill on shipper.



Print dry ice wt. on shipper, as shown.