

# ICON Frozen Cryobox Shipper – Large

(For 3 to a maximum of 5 cryoboxes )



Central Laboratories



Select Large Cryobox Shipper.



Remove foam lid.

**NOTE:** For this shipper, DO NOT place dry ice in bottom of foam compartment prior to placing 95kPa bags.



Place frozen cryovials in cryobox.



Secure lid on cryobox.



Insert cryobox into 95kPa bag.



Seal 95kPa bag.

Repeat cryobox packaging instructions, as provided above, for up to four additional cryoboxes.



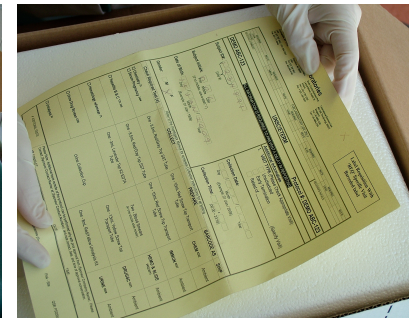
Stack up to 5 cryoboxes in foam box.



Place 30 lbs (13.61kg) of dry ice on top.

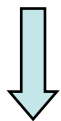


Secure foam lid.



Place yellow copies of reqs. on top.

Continued on next page



# ICON Frozen Cryobox Shipper – Large


(Continued)




Central Laboratories




Fold side flaps of shipper.




Secure shipper lid.



Place adhesive strip on shipper .



Place completed airbill on shipper



Print dry ice wt. on shipper, as shown.