


# ICON Frozen Cryobox Shipper – Medium

(For up to 2 cryoboxes )




A Symbol of Excellence

Central Laboratories



Select Medium Cryobox Shipper.



Remove foam lid.



Place 4 lbs (1.82 kg) of dry ice in bottom.



Place frozen cryovials in cryobox.



Secure lid on cryobox.



Insert cryobox into 95kPa bag.




Seal 95kPa bag.



Place 1 cryobox on top of dry ice.

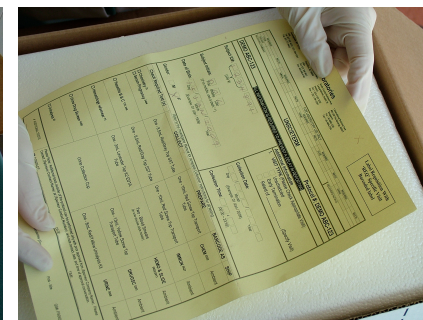
Repeat cryobox packaging instructions, as provided above, for second cryobox.



Place 10 lbs (4.54kg) of dry ice on top.

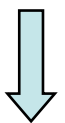


Secure foam lid.



Place yellow copies of reqs. on top.

Continued on next page



# ICON Frozen Cryobox Shipper – Medium


(Continued)




Central Laboratories



Fold side flaps of shipper.




Secure shipper lid.



Place adhesive strip on shipper .



Place completed airbill on shipper.



Print dry ice wt. on shipper, as shown.