


ICON Frozen Cryobox Shipper – Small


(For 1 cryobox only)



Central Laboratories



Select Small Cryobox Shipper.



Remove foam lid.



Place 2.5 lbs (1.14 kg) of dry ice in bottom.



Place frozen cryovials in cryobox.



Secure lid on cryobox.




Insert cryobox into 95kPa bag.



Seal 95kPa bag.



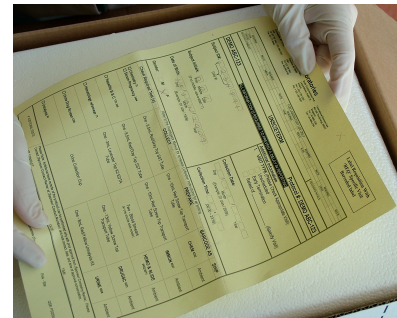
Place 1 cryobox on top of dry ice.



Place 4.0 lbs (1.82 kg) of dry ice on top.



Secure foam lid.

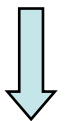


Place yellow copies of reqs. on top.



Fold side flaps of shipper.

Continued on next page




ICON Frozen Cryobox Shipper – Small


(Continued)



Central Laboratories




Secure shipper lid.



Place adhesive strip on shipper .



Place completed airbill on shipper.



Print dry ice wt. on shipper, as shown.